

City and Borough of Sitka


2024 Electric Summary

Learn more at www.cityofsitka.com/SCRES

Sitka Community
Renewable Energy
Strategy



A City and Borough of Sitka Project

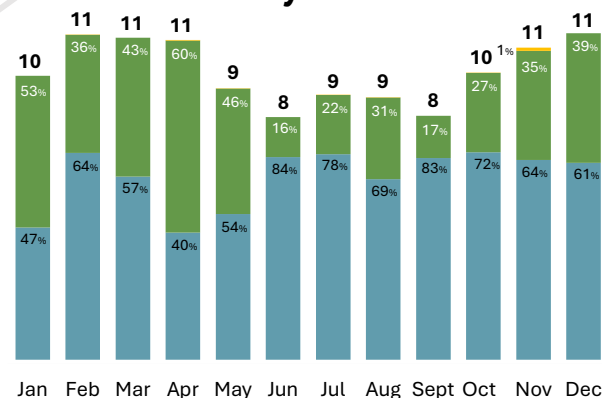


of electricity
was made

Total Generation

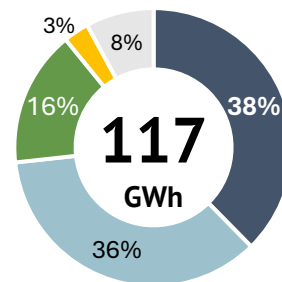
64% from Blue Lake
36% from Green Lake
0.1% from diesel

Monthly Generation



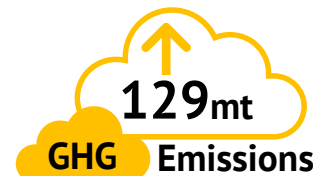
Average Electricity Use

- Residential (38%)
- Commercial (36%)
Restaurants, retail shops, grocery stores, seafood processors, industrial users
- Public Authorities (16%)
Schools, tribal government, other government buildings.
- Harbor Meters (3%)
- Other (8%)
*Interruptible loads, unmetered**



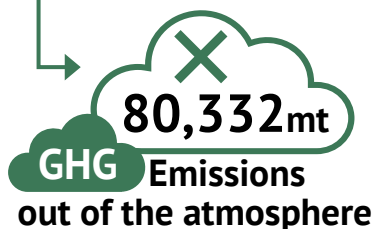
Sitka used only
12,524 gal of diesel

That generated only



99.9%
Renewable

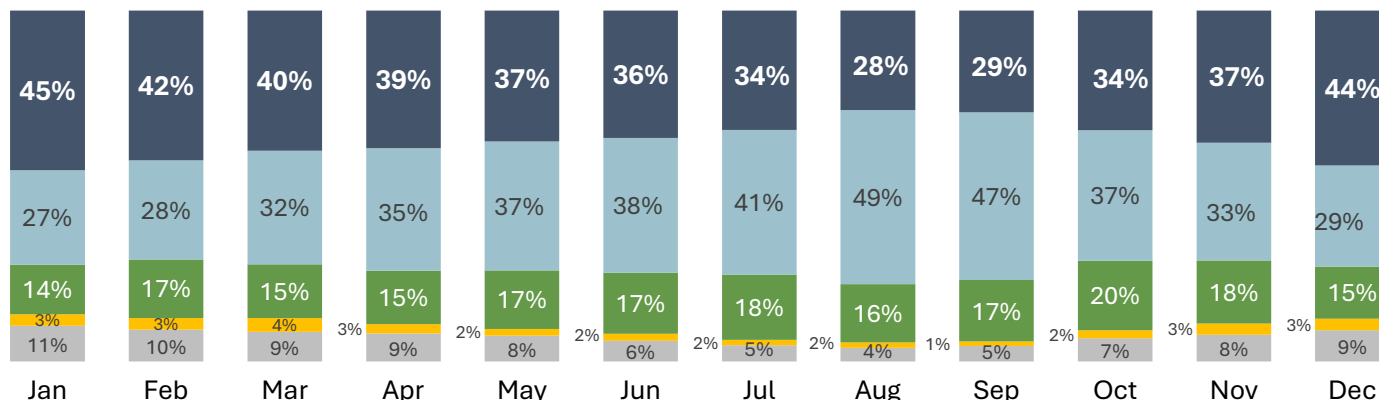
Sitka's hydro kept



or 7,891,176
gal of diesel

Monthly Electricity Use

Residents use more electricity in the winter while commercial customers use more in the summer.



*Interruptible loads are things CBS can turn off if needed to reduce load. Things like streetlights are unmetered. GWh and percentages have been rounded

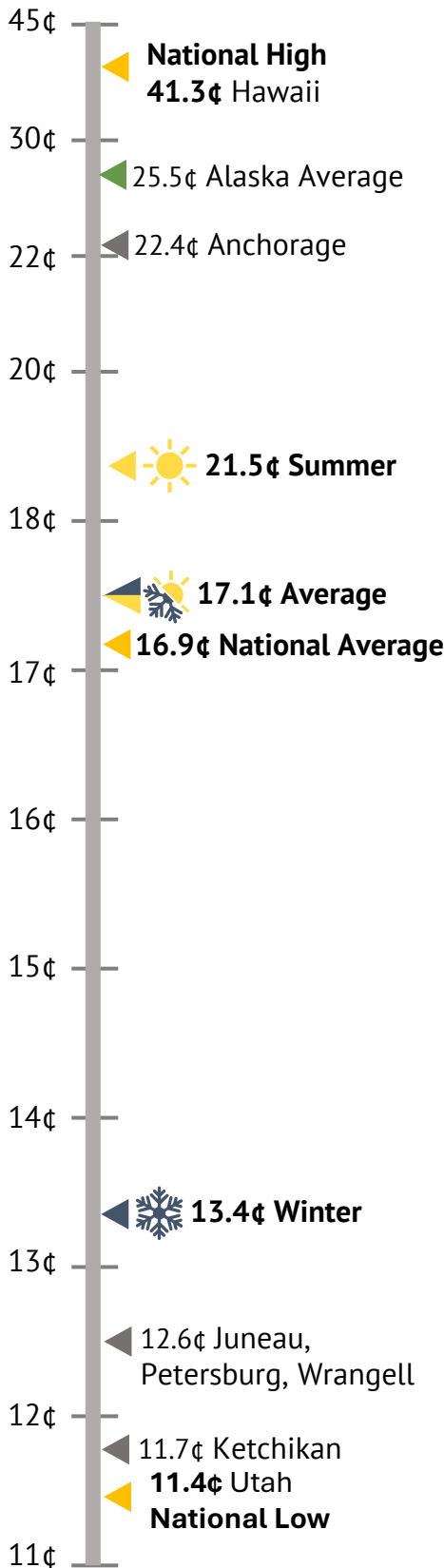
Photo by: Lee House

City and Borough of Sitka

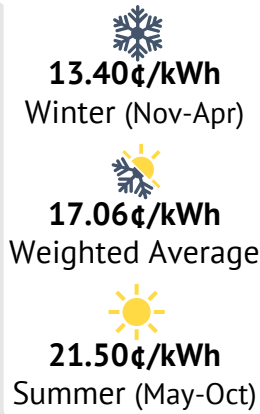
2024 Electric Summary

How do Sitka's Rates Compare?

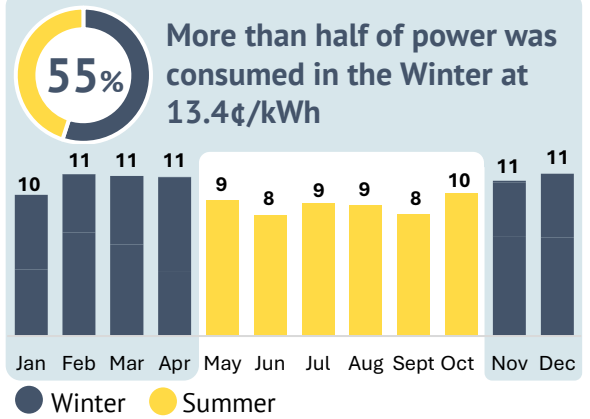
Many locations use variable rates based on consumption and have different customer charges.



FY24 Rates

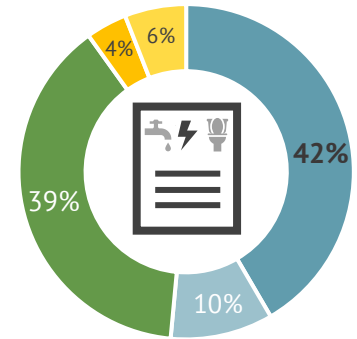


GWh Consumed Per Month



Monthly Bill Breakdown

- Capital Investments (52%)**
 - Infrastructure debt payments (42%)
 - Direct capital investments (10%)
 - Hydroelectric generation
 - Transmission and distribution services
- General Operations (39%)**
 - Staffing (21%)
 - Contracts, equipment, and permitting (18%)
- Administrative Support (4%)**
 - Billing, financial, and legal services
- Insurance (6%)**
 - Property and liability for City infrastructure



How does Sitka's monthly electricity usage and bills compare to others?

Location	Electricity Usage	Electricity Bill
Alaska	577 kWh	\$167*
Sitka	964 kWh	\$182 \$21.20 customer charge + kWh used
U.S National	855 kWh	\$158*

↑67% Sitkans use almost twice as much electricity than the average Alaskan...
↑9% ...but only pay about \$15 more per month.

↑13% Sitkans use a little more electricity than the average American...
↑15% ...but only pay about 2% more for each kWh.

*Assuming a \$20.00 customer charge

Sources:

epa.gov/energy/greenhouse-gas-equivalencies-calculator
Data from CBS Finance & Electric Departments

eia.gov/energyexplained/electricity
Other rates from EIA and community utility pages

Questions? Email:
sustainability@cityofsitka.org